

Job Manager / Marketing Data Hub

Release Notes Version 7.4

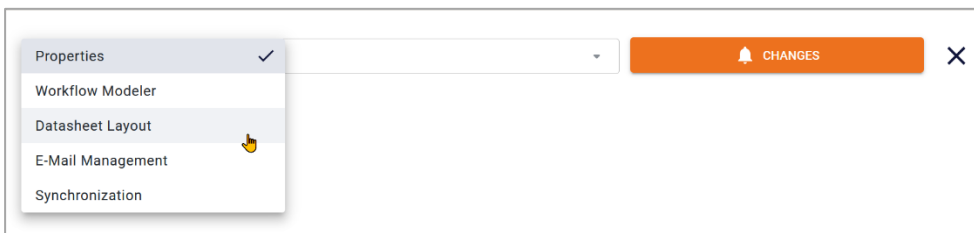
Overview

In this document you will find new features and improvements in version 7.4 that mainly affect administrators. But ultimately, these new features are beneficial to all users in their daily work with jobs and data objects.

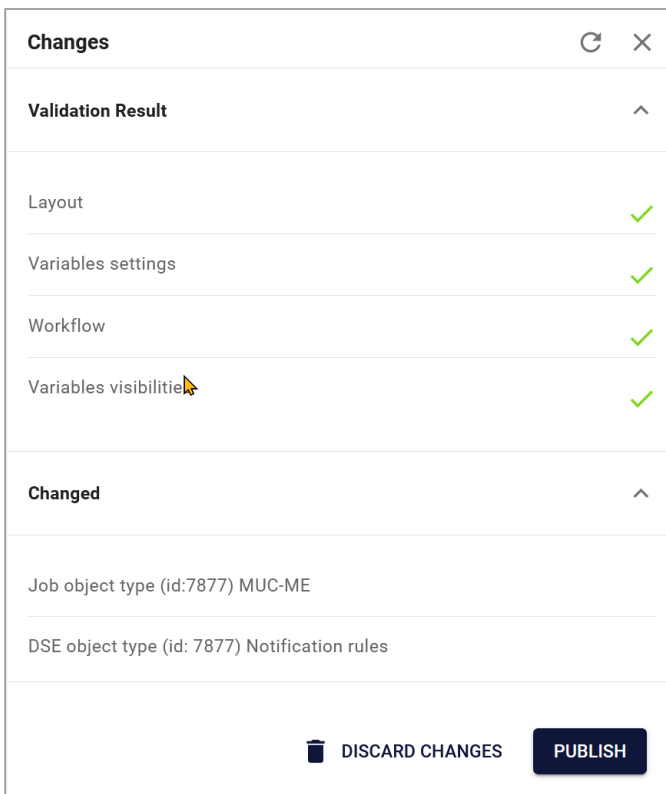
Layout and configuration changes

The layout for editing types for administrators has been redesigned and as a result, appears cleaner.

If you open a type for editing or create a new one, the properties open as usual. Instead of tabs, a selection menu is now used to switch to the corresponding editor.



Changes can be shown and published from anywhere by clicking on the always available *Changes* button with the bell symbol. The button appears grayed out as long as there are no changes to be published. After publishing, the sliding panel disappears automatically or it can be hidden manually at any time by clicking **X**.



E-mail management

The *E-mail Management* section is divided into three tabs for managing templates, as well as from e-mail notifications and variables.

- Custom templates

These templates are used for sending tasks in BPMN workflows. If it is not a process, this area is not visible when editing other job types.

- Manage standard e-mails

Here you define which persons (editors, creators or participants) are notified by e-mail when events occur. In the case of classic workflows, the *All workflow steps* area is also available for selection here in addition to *General actions*.

- Manage variables

Here you manage which variables are displayed in which order in standard messages in the *Job variables* section.

Other functional extensions and changes

Feature	Description
Customizable button name	The button name in the open job is customizable in the Workflow Modeler. The name entered under <i>Sequence flow properties</i> is used as the button name. If no name has been stored, the default name from the text resources appears.
All participants can be specifically addressed for workflow notifications	In the Workflow Manager in the <i>Send task properties</i> , select the new <i>Participants</i> as recipients option. Later, when executed in this step, the <i>Send task</i> will send a notification to all current job participants. Additionally, all participants will also be notified in the Notification Center.
REST services for job elements	As part of the redesign and transition to REST, all job element actions have been migrated to use <code>JobRestService</code> .

Feature	Description
<p>API for interacting with jobs that use classic workflows</p>	<p>The DSE-side API has been enhanced. This is an interface to the Job Manager which allows:</p> <ul style="list-style-type: none"> • the forwarding of a job’s workflow step • returning it • terminating it • assigning it • access to all the necessary data to process these actions - that means: <ul style="list-style-type: none"> • available job types to create a job • current workflow step • available next workflow steps • possible editors for these workflow steps <p>as well as other required metadata.</p>
<p>The editor of the current workflow step can be changed without changing the job status.</p>	<p>This option is only available if <i>Group assignment</i> or <i>Job variable for assignment</i> is selected in the BPMN workflow for the user task.</p> <p>In case of <i>User assignment</i> and <i>Creator</i>, it is not possible to change the editor. The new editor will be notified if the setting for notification is configured.</p> <p>The user assignment of the workflow step can be changed in the <input type="text" value="..."/> menu of the job data sheet, but also in the <i>Details</i> area of an opened job with the pencil icon in the <i>Editor</i> field.</p> <p>The field must not be empty. The new assignment can be selected only from a user group associated with the active user task, or from the user group corresponding to the user variable in use.</p>

For details about the API and interfaces, see the documentation on our [Developer Portal](#), which is updated regularly.

Discontinuations

MMS Customizations

MMS customizations have been used in the past to insert code into Job Manager that covers features not supported by the standard product.

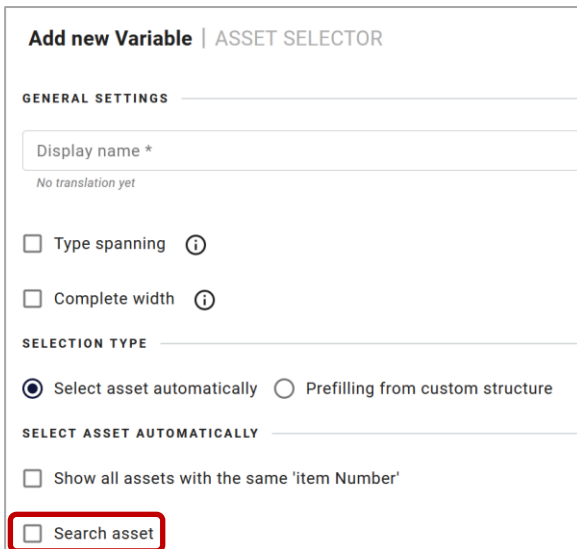
This capability is no longer supported in version 7.5 in favor of Fusion UX Logic. See also <https://developers.brandmaker.com/guides/fusion-ux-logic/>.

Discontinuation of sub-module Resources (Resource Manager)

This feature is not compatible with version 7.4 and later. To disable it from the navigation in the Job Manager module, go to *Administration > System Configuration > System Settings > Resource Manager*. Clear the checkbox *activated*.

Removal of Search asset from Asset Selector variable

In the configuration of datasheet layout with asset selector under *> Administration > Datasheet Engine > Types* the former feature to pre-select assets based on a free text search has been removed in version 7.4.



Add new Variable | ASSET SELECTOR

GENERAL SETTINGS

Display name *
No translation yet

Type spanning ⓘ

Complete width ⓘ

SELECTION TYPE

Select asset automatically Prefilling from custom structure

SELECT ASSET AUTOMATICALLY

Show all assets with the same 'item Number'

Search asset

SOAP interface

Please note that the SOAP interface of the *Job Manager* and *Marketing Data Hub* modules will be discontinued in version 7.5. For this reason, the previous REST interface has been relaunched in

version 7.4 and is able to completely replace the SOAP interface. Make sure to switch to the REST API in time if you are still using the SOAP interface.

Reports page

In version 7.4, the page *> Jobs > Reports* is discontinued. The same applies to the *> Data Hub > Reports* page.